

# PAINTING PROCESS


DB GARDNER

1 TITLE - WHAT IS YOUR PAINTING ABOUT? THE STORY. THIS SHOULD SUPPORT YOUR FOCAL POINT


2 COMPOSITION - WHERE/HOW DO YOU PLACE ELEMENTS TO BEST TELL YOUR STORY?



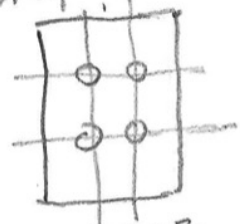
IS THE STORY HORIZONTAL?



IS THE STORY VERTICAL



HOW SHOULD YOU CROP YOUR STORY TO MAINTAIN YOUR FOCUS



RULE OF 3RDS

3 VALUES - LIGHTS, DARKS, MEDIUMS - WHERE? HOW MUCH OF EA.? FOCUS = LIGHTEST LIGHT WITH DARKEST DARK




1 MIDDLE  
2 DARK  
3 LIGHT



1 LIGHT  
2 MID  
3 DARK



1 DARK  
2 MID  
3 LIGHT




1 MID  
2 DARK  
3 LIGHT

4 COLORS - MAKE COLOR CHOICES TO HARMONIZE, TO COMPLIMENT, TO ADD DRAMA, TO REINFORCE




LMTD. PALETTE

GRAYS  
SEPIA  
2 COLORS



WARM



COOL



COMPLIMENTS  
WT. OF EA.?



TRIAD

O-BP  
R-GY  
Y-PR  
OR  
YRB

5 DRAWING - FOLLOW YOUR COMPOSITION. MAINTAIN PERSPECTIVE. ACCURATE SHADOWS (WHERE IS THE SUN/LIGHT SOURCE). THINK SHAPES NOT OBJECTS. GUIDE LINES NOT INFINITE DETAIL. ENTOURAGE = PEOPLE, CARS, TREES

6 PAINTING - ALA PRIMA OR LAYERS? LIGHT TO DARK, BIG TO SMALL, TOP TO BOTTOM... MOTHER WASH? KEEP FRESH WITH WATERCOLOR, DON'T OVERWORK. FORGET STYLE JUST PAINT, PAINT, PAINT; IT'LL COME. LOSE PHOTO, PAINT FROM MEMORY & HEART. HAVE FUN! IT'S JUST A PIECE OF PAPER!!